



eBOOKS – MANY FAVOURITES TO BROWSE OR NEW ONES TO TRY

The eBook scheme offers an affordable way to get the School library mobile! The collection of books within the scheme will add over 300,000 eBooks to the existing book collection.

The scheme is designed to make the borrowing and reading of eBooks simple and enjoyable. The setup is simple to complete making the eBook reading process an enjoyable and seamless one.

The eBook scheme is aimed at children and teenagers. You can borrow two books at a time for two weeks. The eBook will return itself at the end of the loan period, or you can return it earlier if you wish.

Just download the Wheelers eBook app to your mobile device, features include:

- Browse, borrow and read books
- Available anytime on multiple devices
- Audio Capability
- Full screen reading mode
- Quick Access to common functions
- Get navigation facilities



Download The App

Using an iPad, iPhone, Galaxy (see last page for other devices) follow the steps below to download the Wheelers eBook app:



In the store type this and tap **Search** button

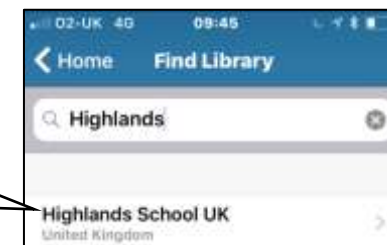
Tap **Get** button (Download), tap **Open** button when it appears



Find Your Library & Log in

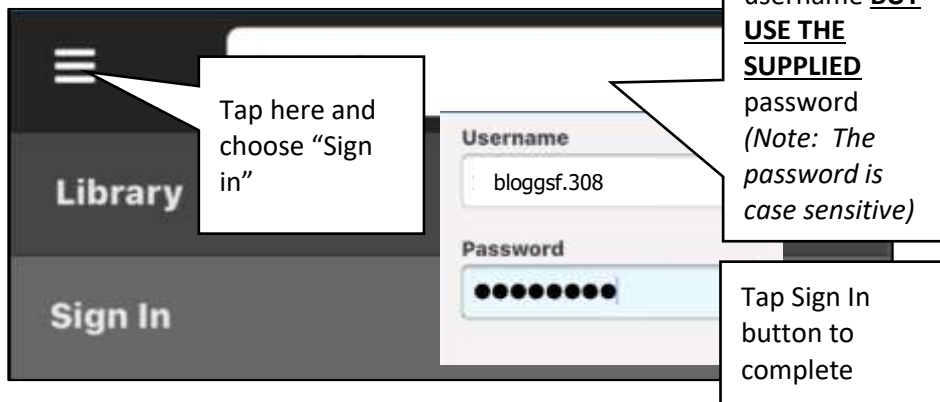
Now locate the school library

Tap **Find Your Library** button. Type in **Highlands** and tap this option when it appears




Log In

Sign in to borrow books

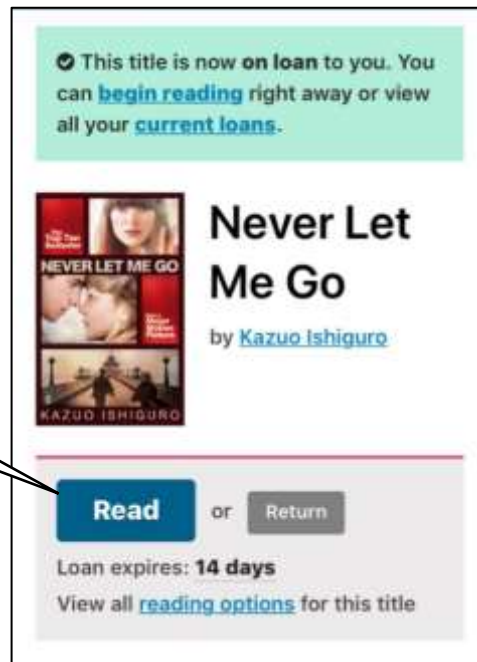


Find A Book To Read

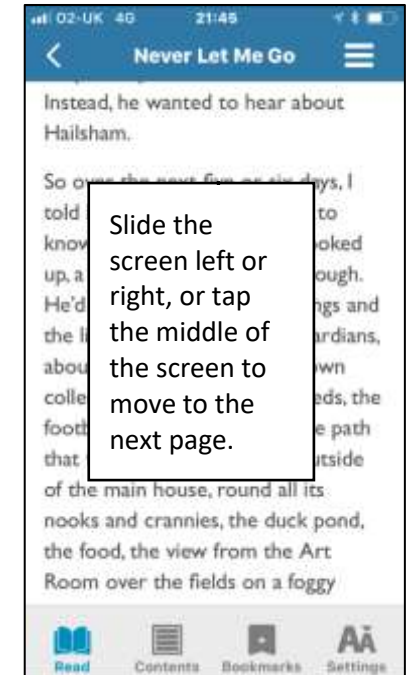
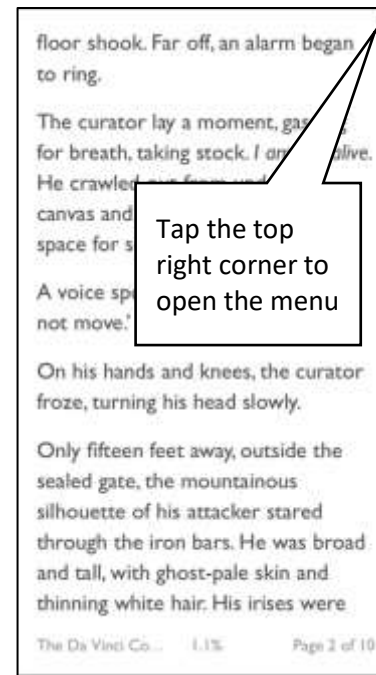
Tap  **Browse** button to begin looking for books or simply scroll the page to view the collection

Tap a book to select it, tap **Borrow** button to loan the book.

Tap **Read** button to begin.



Reading The Book



What devices can you use:

Apple devices (eg. iPhone, iPad or iPod Touch (requires iOS7 or higher) - Download the app from Apple App Store. Android devices (eg. Galaxy Tab, Galaxy S, Galaxy Note, HTC devices) - Download the app from Google Play. Windows tablets (NOT Windows phones) - Download the app from Windows store. Desktop or laptop (PC or Mac) - Read via your browser or download reader software and create an Adobe ID. Kobo eReader, Sony eReader or Nook eReader - Download Adobe Digital Editions and create an Adobe ID.