

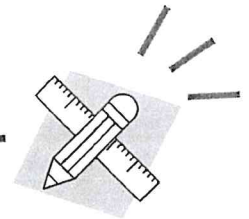
**SHARE
YOUR PRIDE!**

Primary

Secondary



**GET
SET**



Design a trainer competition: Planning document

Take part in the Get Set design a trainer challenge, summer competition!

Use the template below to design your very own trainer for an Olympic or Paralympic athlete. If you're feeling creative, why not draw your own? When you have finished, ask your teacher to send it in for your chance to win some goodies!

Instructions

1. Once you have planned your design, use the template below. You can use paints, colouring pencils, pens or even collage!
2. Add your slogan in the box below.

Challenge top tips


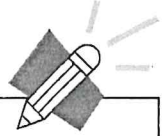
- Research the real Team GB and ParalympicsGB kit.
- Practise your design before you start on the final version.
- Include a slogan – it could just be one word!
- Think about how kit provides a team identity for athletes whilst competing. With this in mind, ensure your trainer is unique and well suited to your chosen Olympic or Paralympic athlete.
- Be inspired and watch Laviai Nielsen visit the adidas headquarters to see how some of the kit and equipment used in sport improves performance.

Primary

Secondary



Design a trainer competition: Trainer template



Slogan

A large empty rectangular box provided for writing a slogan.